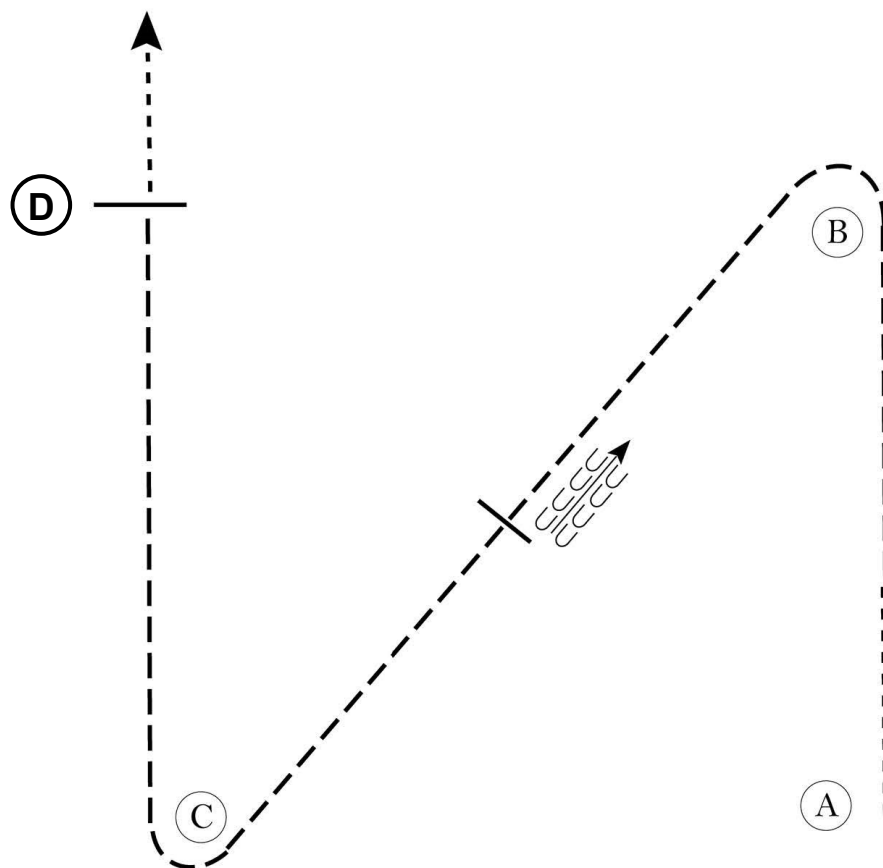


# Galveston County 4-H

## Hunt Seat Equitation Walk/Trot (Open #23/# 24)

Show Date: 10-22-2022



Be ready at A.

1. Walk approximately two horse lengths from A.
2. Sitting trot to B.
3. At B, posting trot around B to middle.
4. Stop at middle and back one horse length.
5. Sitting trot to C.
6. At C, posting trot around C to D.
7. Stop at D.
8. Exit at a walk.

Follow the directions of your ring steward.

Walk	-----
Trot	- - - - -
Extended Trot	- - - - -
Canter	=====
Lead Change	
Back	
Marker	(B)
Hand Gallop	=====

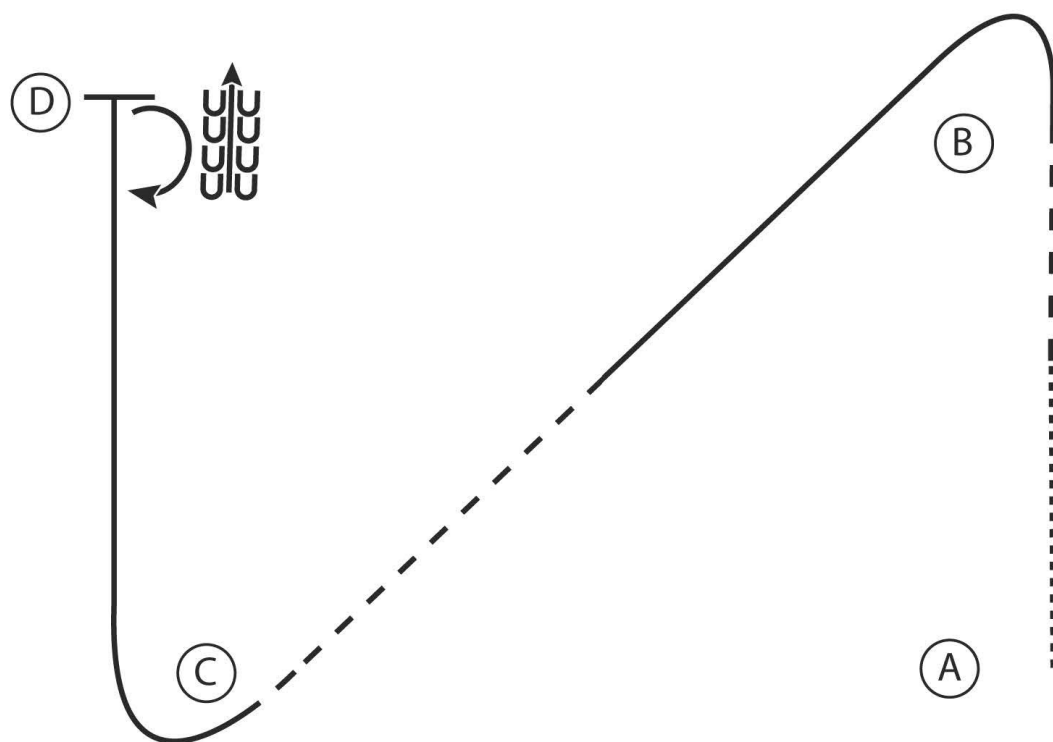
[HSE/WT-48]

Pattern Provided by:

# Galveston County 4-H

## Hunt Seat Equitation (Open # 25/#26)

Show Date: 10-22-2022



1. Walk halfway from A to B
2. Sitting trot to B
3. At B canter on the left lead halfway to C
4. Posting trot to C
5. At C canter on the right lead to D
6. Stop at D and perform a 180 degree turn to the right on the forehand
7. Back 4 steps

Walk	.....
Trot	-----
Extended Trot	-----
Canter	=====
Leg Yield	
Lead Change	↗↘
Back	←←←←
Marker	(B)
Sidepass	←-----→

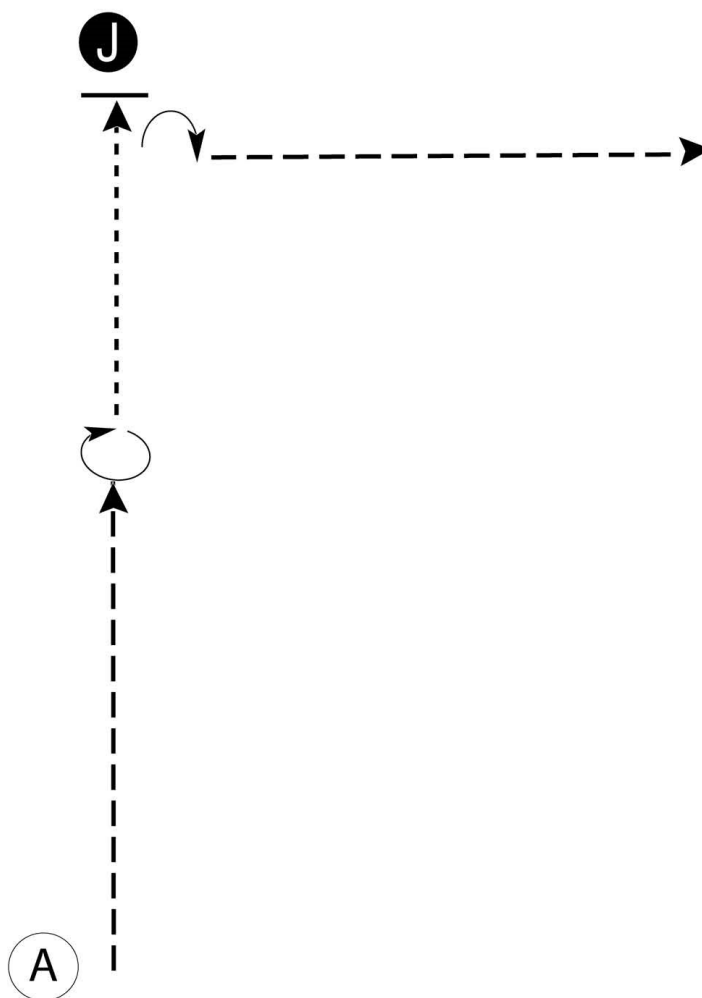
[HSE/2-11]

Pattern Provided by:


# Galveston County 4-H

Showmanship (Open # 32/#33, 4-H Sr #34, 4-H Jr/Int #35)

Show Date: 10-22-2022



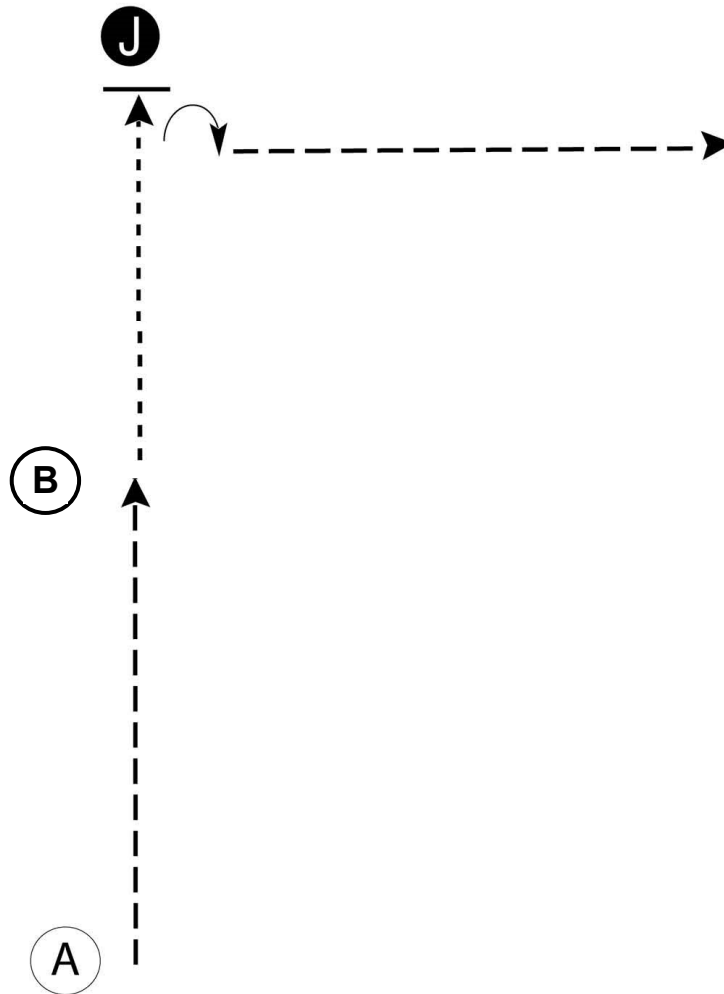
1. Be ready at A.
2. Trot half way to the Judge.
3. Perform a 360 degree turn.
4. Walk to the Judge, stop and set up for inspection.
5. When dismissed perform a 90 degree turn and trot to the line up or follow the instructions of your ring steward.

Walk -----  
Trot - - - - -  
Back ←   
Marker (B)  
Judge (J)

# Galveston County 4-H

## Showmanship (4-H Novice # 36)

Show Date: 10-22-2022



1. Be ready at A.
2. Trot half way to the Judge.
3. At B, slow to a walk.
4. Walk to the Judge, stop and set up.
5. When dismissed perform a 90 degree turn and trot to the line up or follow the instructions of your ring steward.

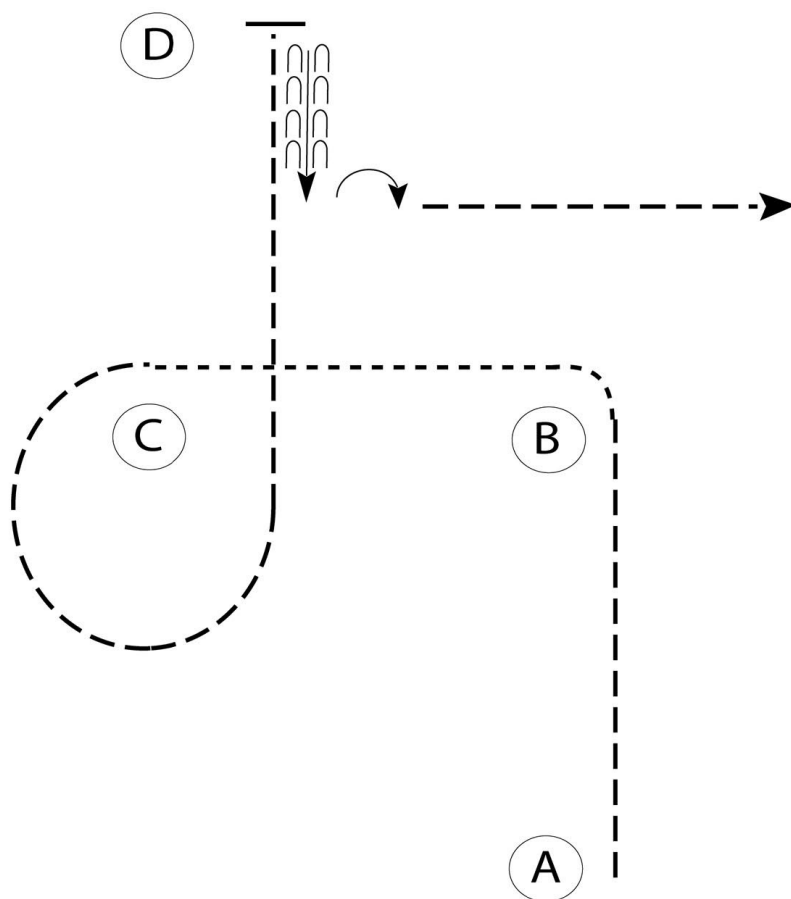
Walk      - - - - -  
Trot      - - - - -  
Back      ← - - - - -  
Marker      (B)  
Judge      (J)

Pattern Provided by:

[S/1-17]

# Galveston County 4-H

## Western Horsemanship Walk/Trot (Open #46/#47, 4-H Novice #48)



Be ready at A.

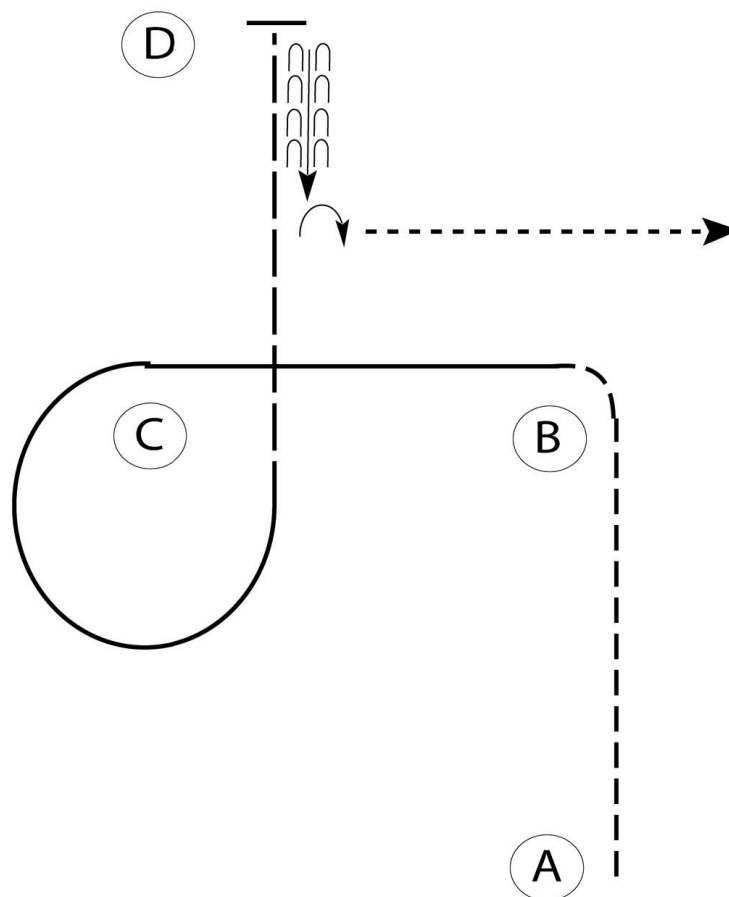
1. Jog to B.
2. Walk around B to the left and to C.
3. Jog at C around to D.
4. Stop and D and back approximately one horse length.
5. Turn 90 degrees to the right on the hindquarters and jog out.

Follow the directions of your ring steward.

Walk	-----
Jog	- - - - -
Extended Jog	- - - - -
Lope	=====
Lead Change	///
Back	←=====
Marker	(B)

# Galveston County 4-H

Western Horsemanship (Open #49/#50, 4-H Sr #51, 4-H Jr/Int #52)



Be ready at A.

1. Jog to and around B.
2. Lope on the left lead from B to and around C.
3. Extended jog from C to D.
4. Stop at D and back approximately one horse length.
5. Turn 90 degrees to the right on the hindquarters and walk out.

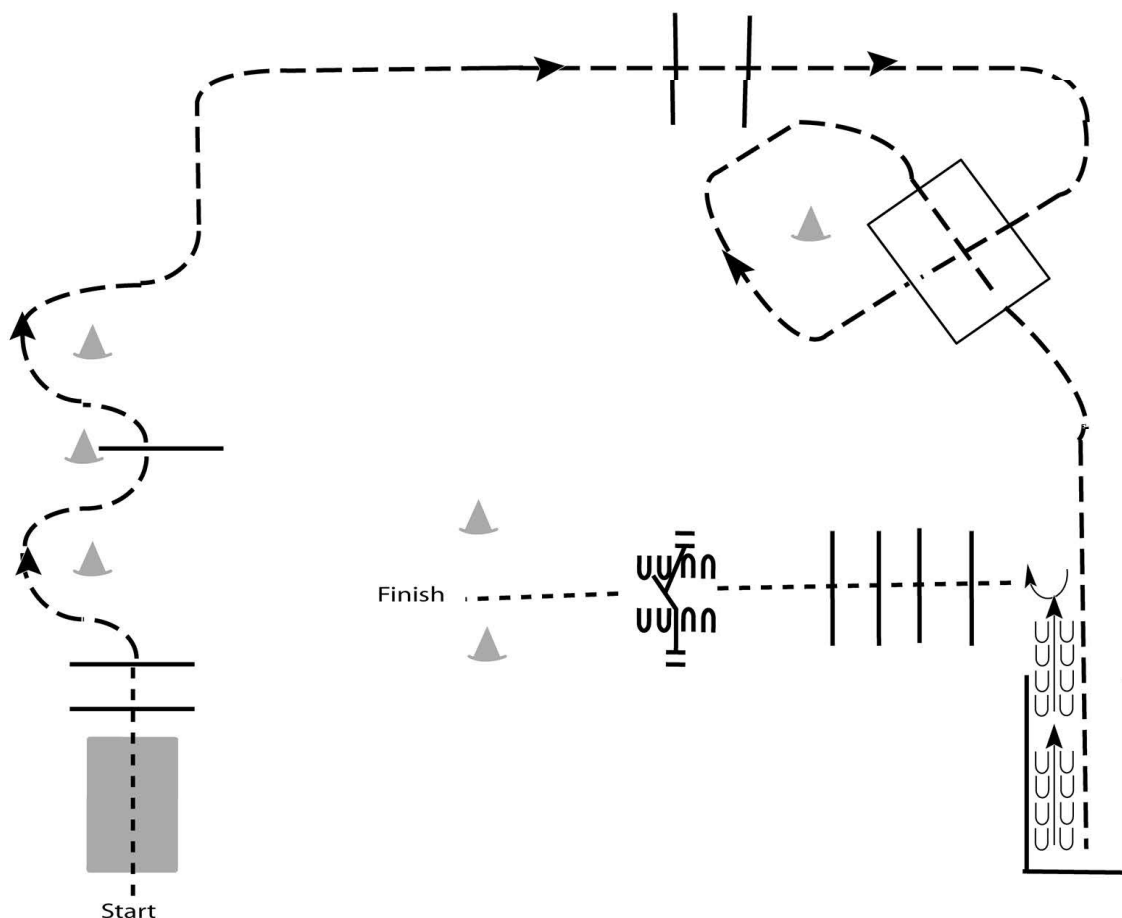
Follow the directions of your ring steward.

Walk	-----
Jog	-----
Extended Jog	-----
Lope	-----
Lead Change	
Back	
Marker	(B)

# Galveston County 4-H

## Western Trail Walk/Trot (Open #53/#54)

Show Date: 10-22-2022



Be ready at Start

1. Walk over bridge and poles.
2. Jog through serpentine and over poles.
3. Continue to jog over the poles.
4. Jog through box and into chute.
5. Back out of chute.
6. Turn 90 degrees and walk over poles.
7. Work gate with left hand and walk to finish.

Walk	-----
Jog	- - - - -
Extended Jog	- - - - -
Lope	=====
Leg Yield	+++++
Lead Change	~ ~ ~ ~ ~
Back	← ← ← ← ←
Marker	(B)
Sidepass	← ← ← ← ←

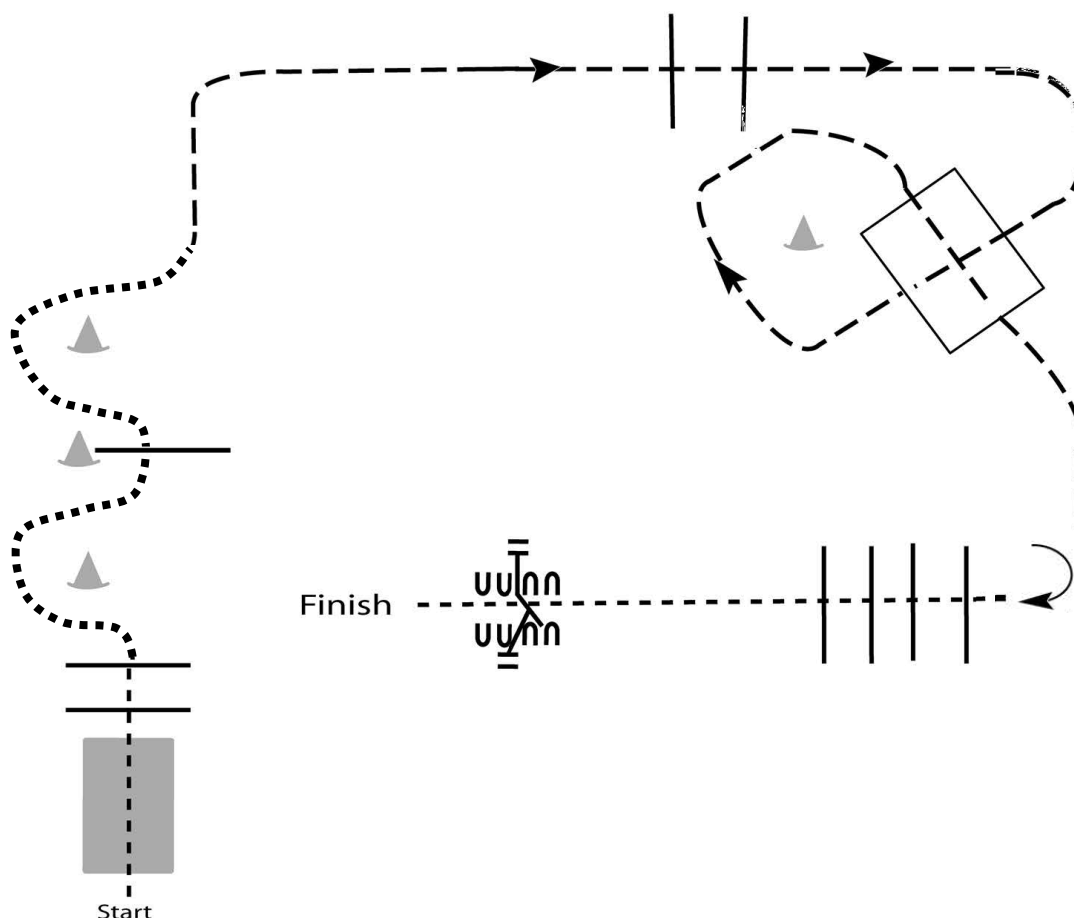
Pattern Provided by:

[T/1-6]

# Galveston County 4-H

## Western Trail Walk/Trot (4-H Novice #55/#56)

Show Date: 10-22-2022



Be ready at Start

1. Walk over bridge and poles.
2. Walk through serpentine and over pole.
3. Jog over poles and through box as shown.
4. Stop and turn 90 degrees to the right.
5. Walk over poles and through gate to the finish.

Walk -----

Jog - - - - -

Extended Jog - - - - -

Lope \_\_\_\_\_

Leg Yield |||||

Lead Change /

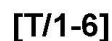
Back < < < < <

Marker (B)

Sidepass < < < < <



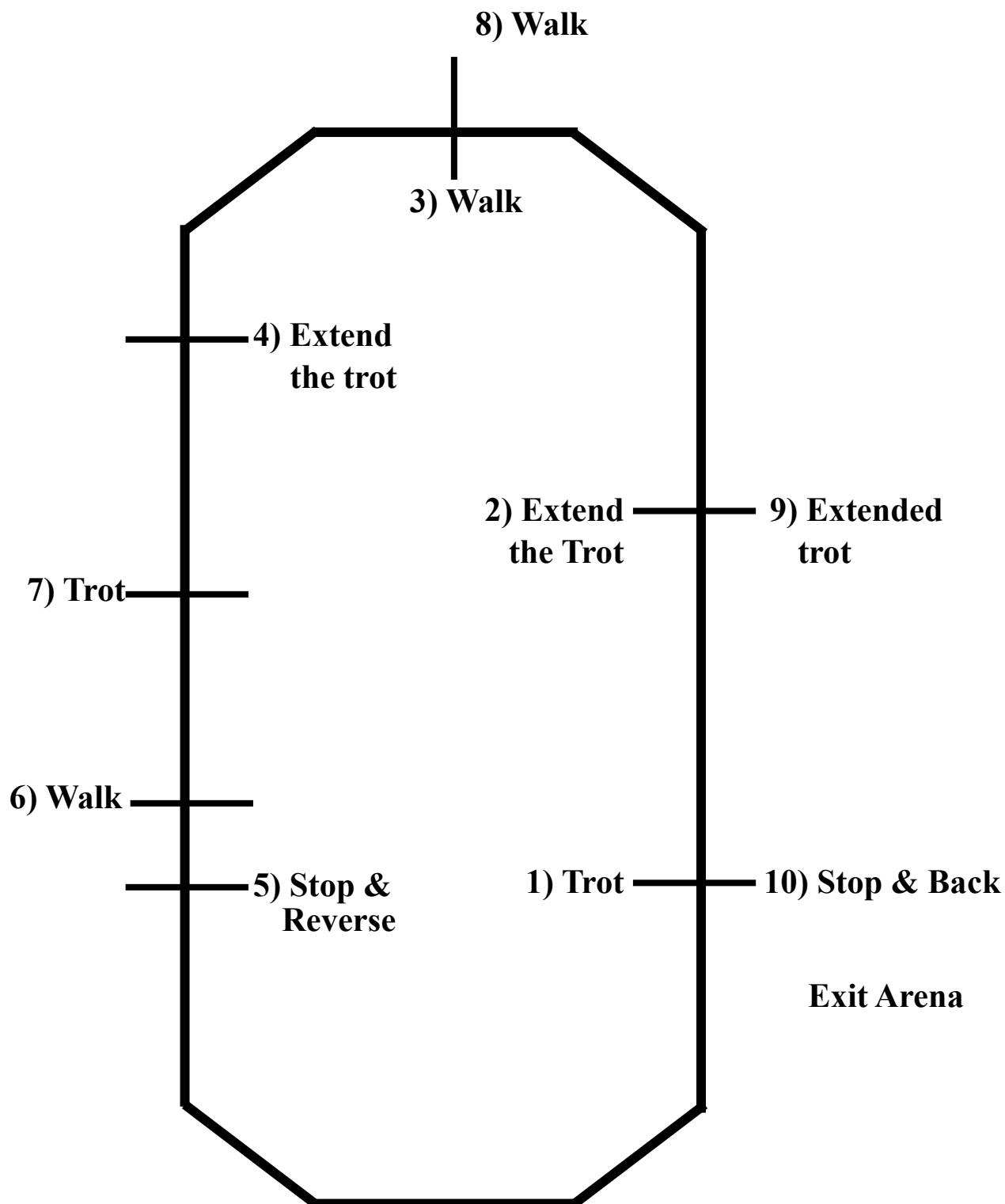
Show Date: 10-22-2022



# Galveston County 4-H

## Ranch Horse Pleasure Walk/Trot (# 63)

*Show Date: 10-22-2022*

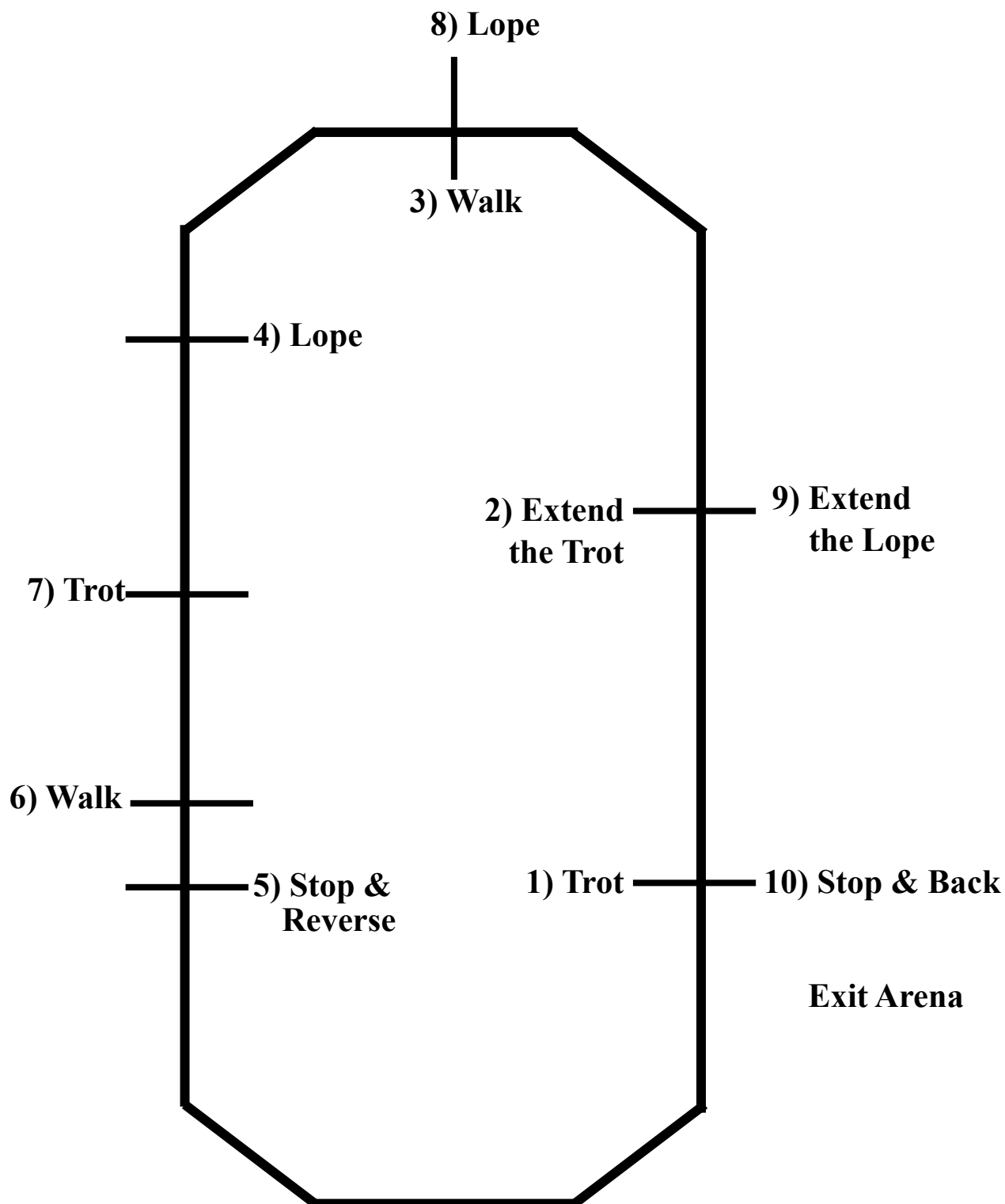


**Enter the arena at a walk and  
follow posted signs.**

# Galveston County 4-H

## Ranch Horse Pleasure (# 64)

*Show Date: 10-22-2022*



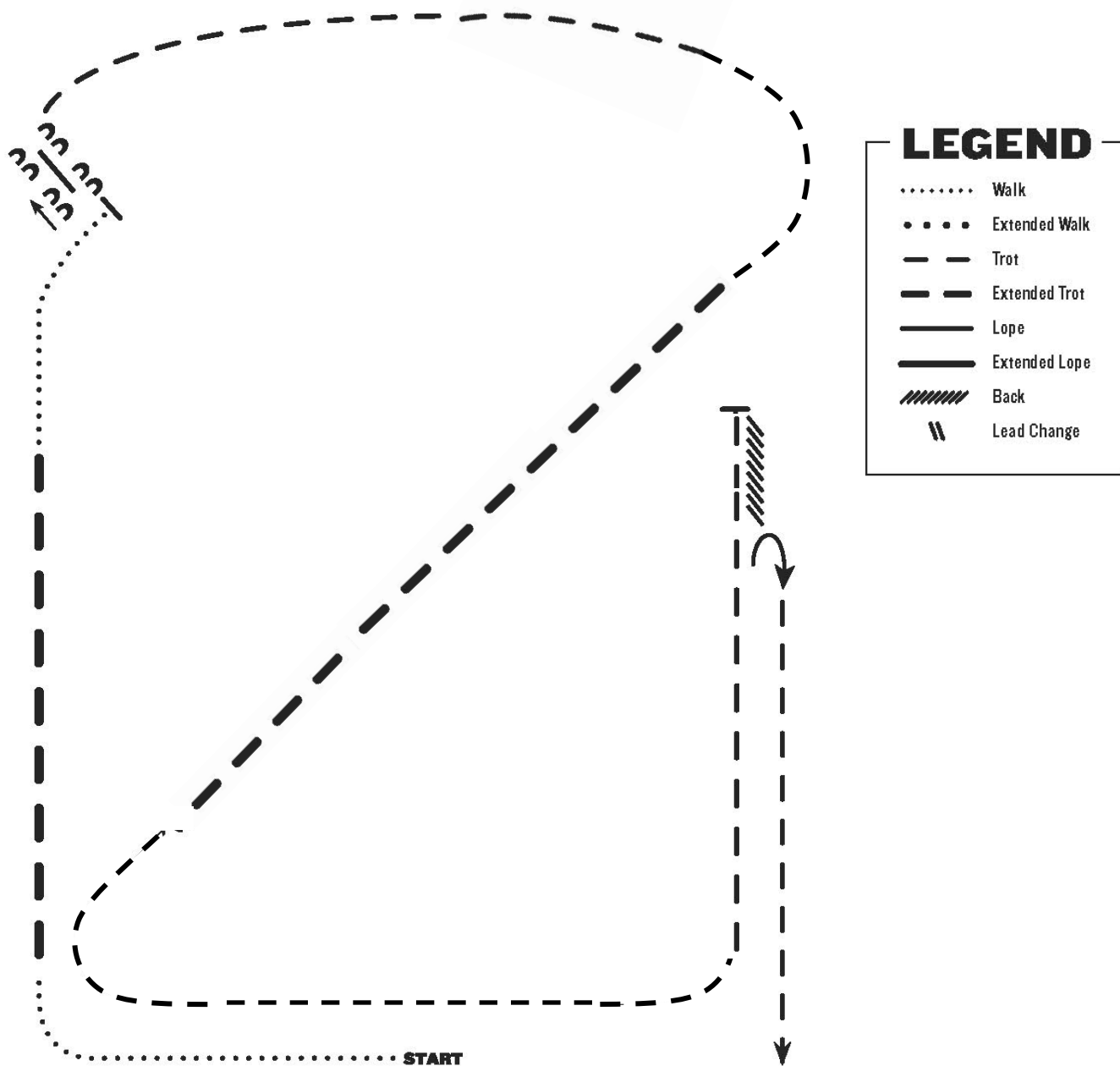
**Exit Arena**

**Enter the arena at a walk and  
follow posted signs.**

# Galveston County 4-H

## Ranch Riding Walk/Trot (# 65)

Show Date: 10-22-2022



1. Walk
2. Extended trot
3. Walk
4. Stop, side pass left over log
5. Trot
6. Extended trot
7. Trot

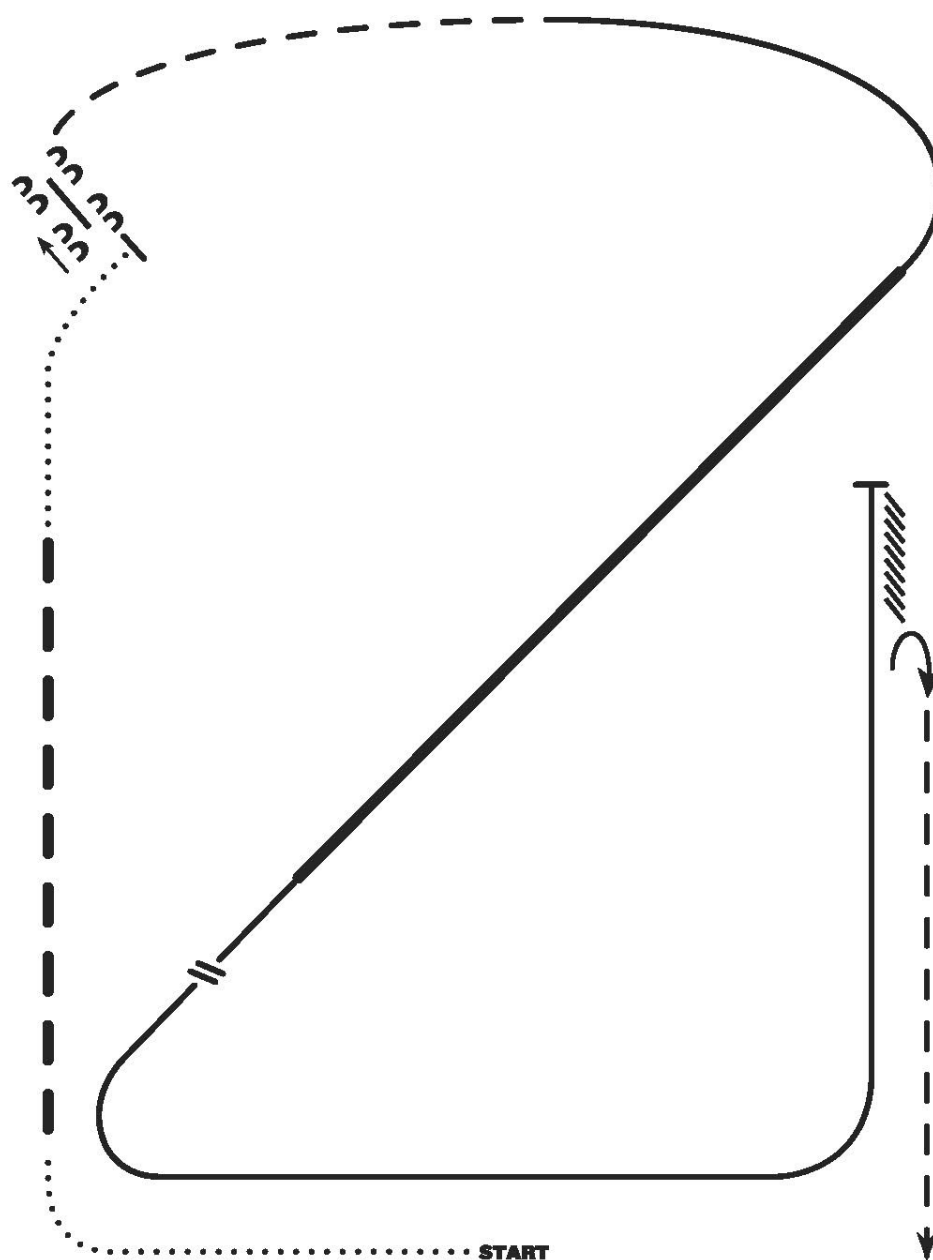
8. Stop and back
9. 1/2 turn right
10. Trot

**Note:** the drawn description of this pattern is only intended for the general depiction of the pattern. Exhibitors should utilize the arena space to best exhibit their horses.

# Galveston County 4-H

## Ranch Riding (# 66)

Show Date: 10-22-2022



### AQHA Pattern #10

#### LEGEND

.....	Walk
.....	Extended Walk
- - -	Trot
- - -	Extended Trot
— — —	Lope
— — —	Extended Lope
////	Back
//	Lead Change

1. Walk
2. Extended trot
3. Walk
4. Stop, side pass left over log
5. Trot
6. Lope right lead
7. Extended lope right lead

8. Collect lope and change leads (simple or flying)
9. Lope left lead
10. Stop and back
11. 1/2 turn right
12. Trot

**Note:** the drawn description of this pattern is only intended for the general depiction of the pattern. Exhibitors should utilize the arena space to best exhibit their horses.