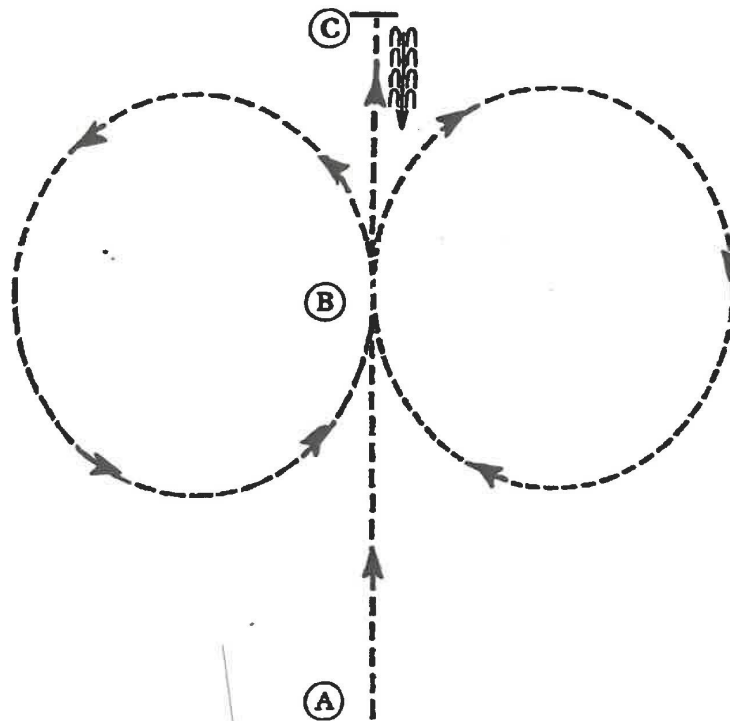


Hunt Seat Equitation Walk/Trot (Open) #21

www.HorseShowPatterns.com

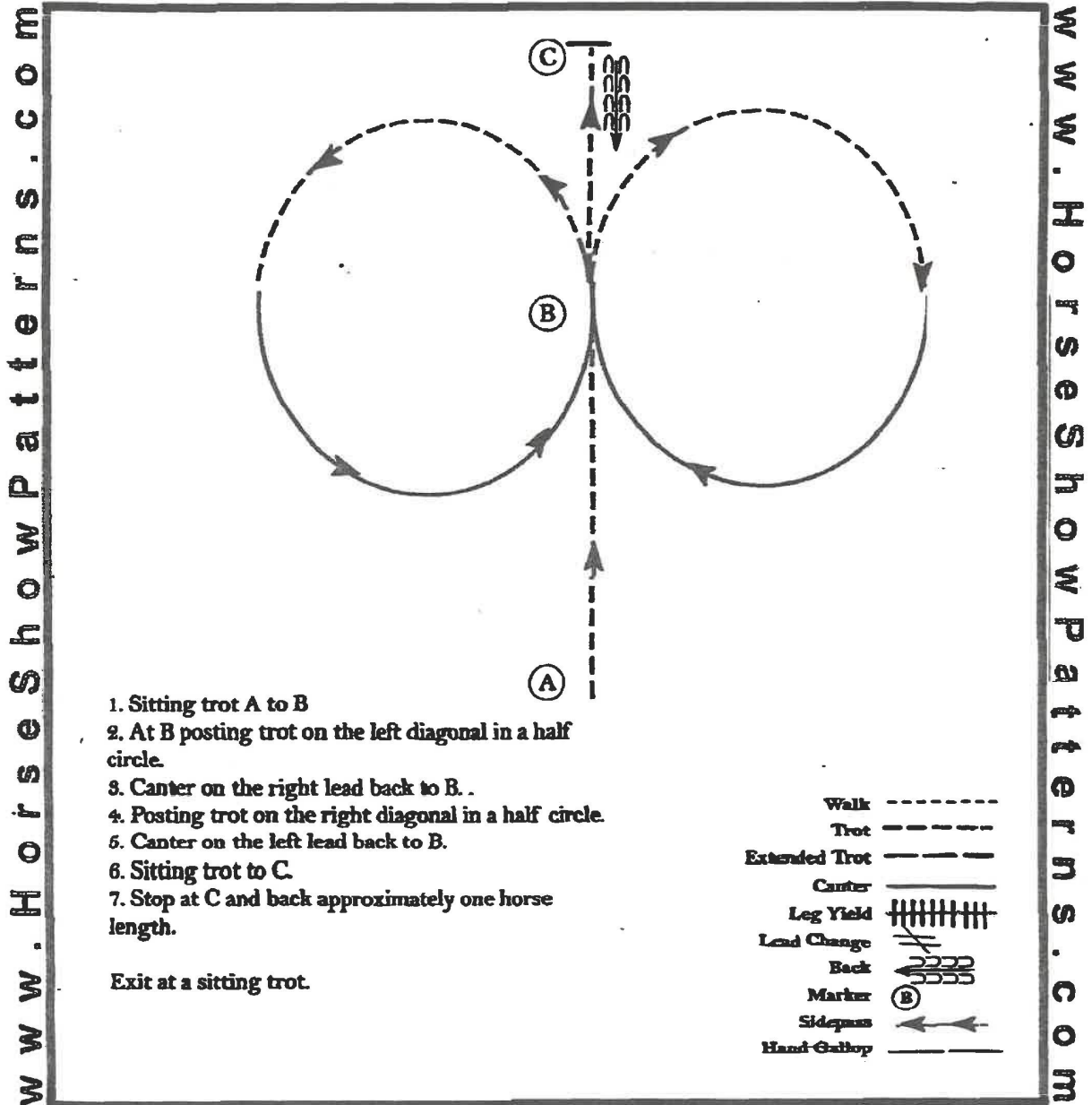


1. Sitting trot A to B
2. At B posting trot on the left diagonal back to B.
3. Posting trot on the right diagonal back to B
4. Sitting trot to C
5. Stop at C and back approximately one horse length
6. Exit at a sitting trot.

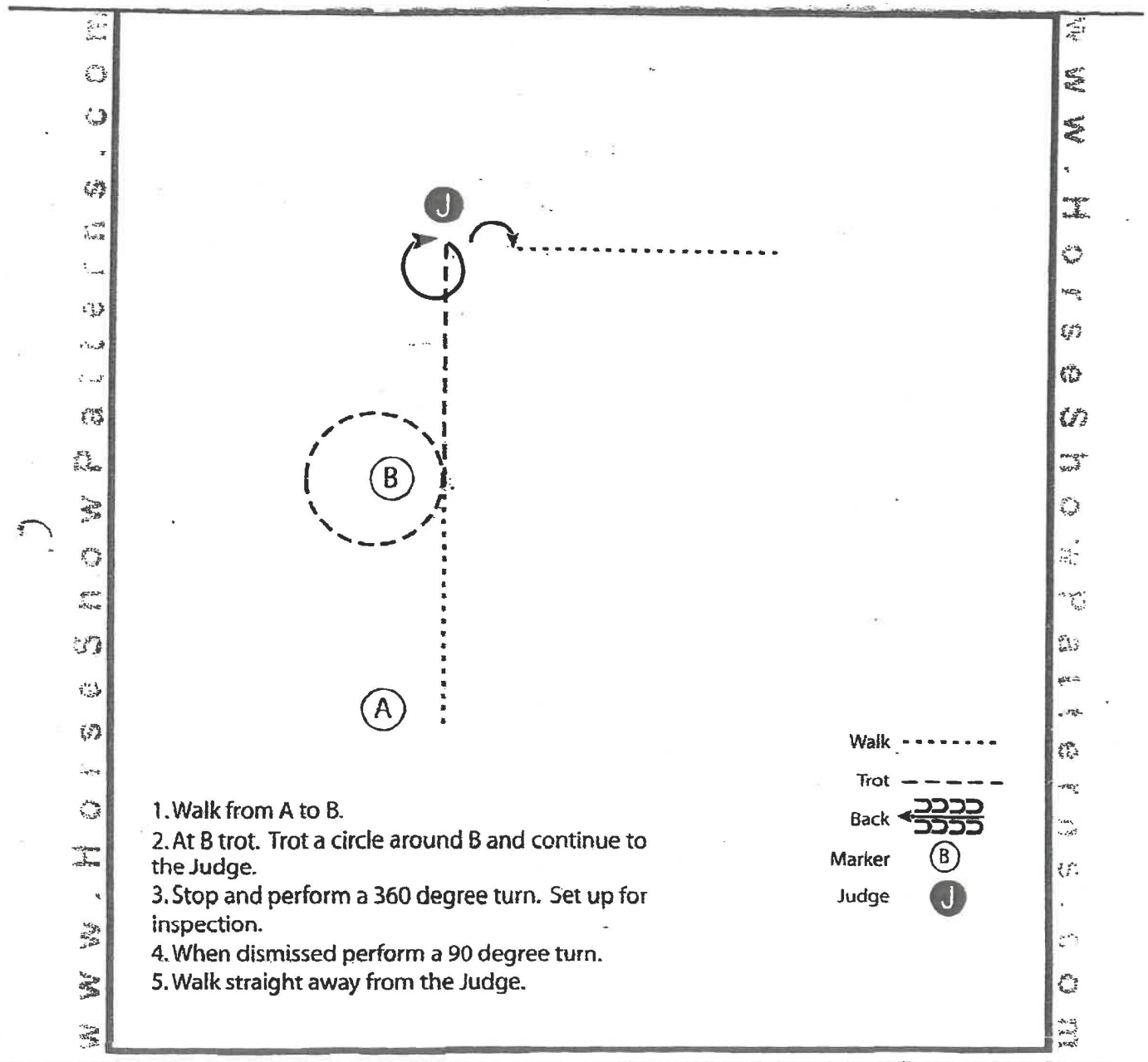
Walk	-----
Trot	- - - - -
Extended Trot	=====
Canter	~~~~~
Leg Yield	
Lead Change	↗ ↘
Back	↖ ↙
Marker	⊙
Sidepass	↔
Hand-Gallop	

www.HorseShowPatterns.com

Hunt Seat Equitation (Open) #22



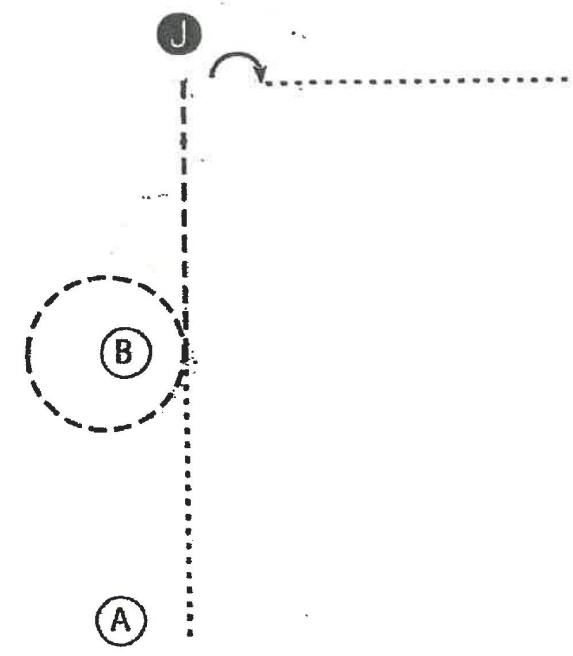
Showmanship (Open, 4-H Sr, 4-H Jr/Int)#28, #29, #30



Showmanship (4-H Novice) #31

www.HorseShowPatterns.com

www.HorseShowPatterns.com



1. Walk from A to B
2. At B trot, continue to trot a circle around B
And continue to the Judge
3. Set up for inspection
4. When dismissed perform a 90 degree turn
5. Walk straight away from the judge.

Walk - - - - -
 Trot - - - - -
 Back ← 33333
 Marker (B)
 Judge J

Western Horsemanship Walk/Trot (Open, 4-H Novice) #39, #40

www.HorseShowPatterns.com

Be ready at A.

1. Jog to and around B
2. Jog from B to and anround C
3. Extended jog from C to D
4. Stop at D and back approximately one horse length
5. Turn 90 degrees to the right on the hindquarters
And walk out.

Follow the directions of your ring steward.

Walk	-----
Jog	- - - - -
Extended Jog	— — — —
Lope	
Lead Change	⋈
Back	←←←←←
Marker	(B)

www.HorseShowPatterns.com

Western Horsemanship

(Open, 4-H Sr, 4-H Jr/Int)

#41, #42, #43

www.HorseShowPatterns.com

Be ready at A.

1. Jog to and around B.
2. Lope on the left lead from B to and around C.
3. Extended jog from C to D.
4. Stop at D and back approximately one horse length.
5. Turn 90 degrees to the right on the hindquarters and walk out.

Follow the directions of your ring steward.

Walk -----

Jog -----

Extended Jog -----

Lope -----

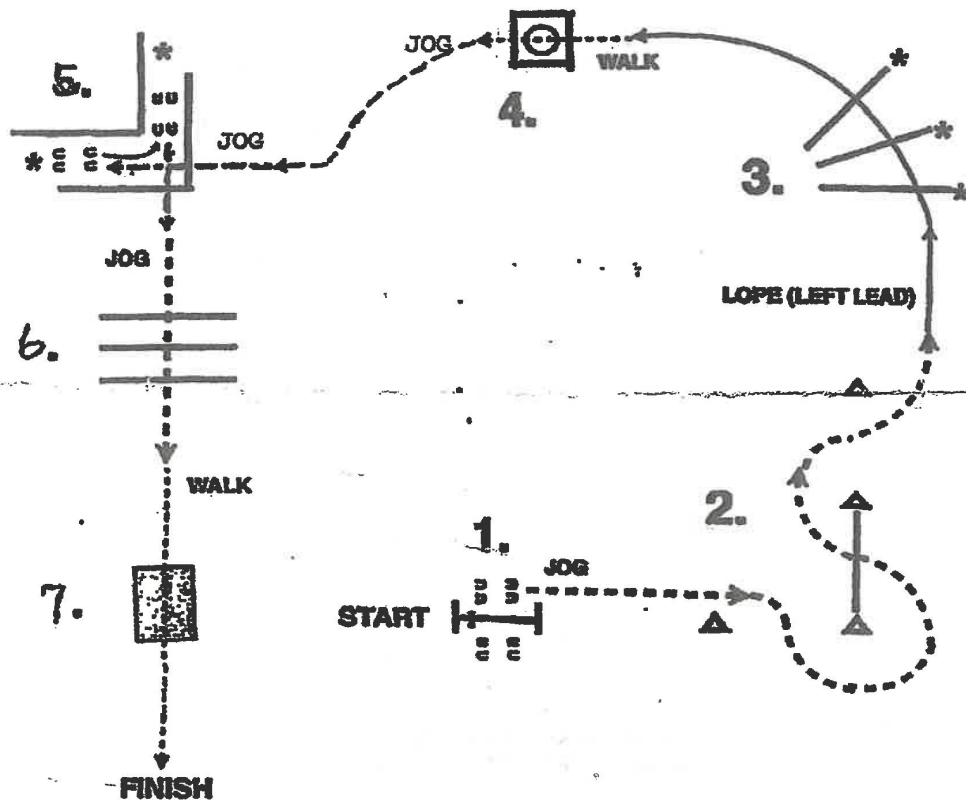
Lead Change

Back

Marker (B)

www.HorseShowPatterns.com

Western Trail Walk/Trot (Open, 4-H Novice (a)(b)) #44, #45, #46

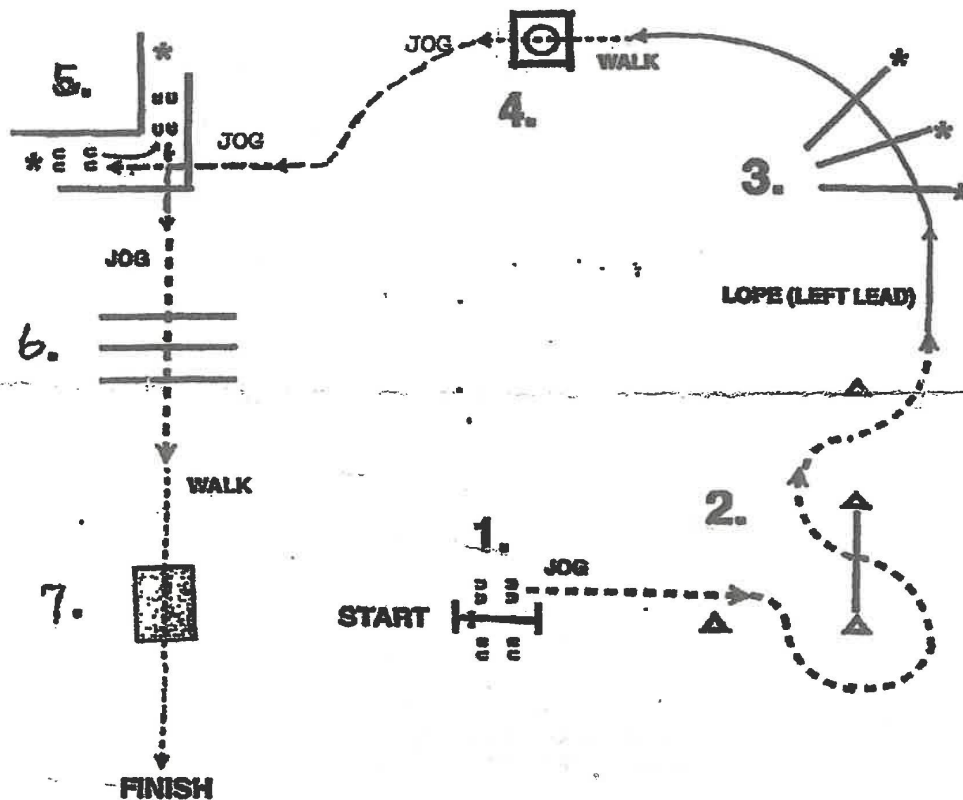


1. Perform right handed gate.
2. Jog thru serpentine, jog over pole
3. Trot over poles
4. Break to the walk, walk into box, 360 turn either direction, walk out of box
5. Jog into L, back around corner and jog out
6. Jog over poles
7. Break to a walk and walk over bridge.

Western Trail

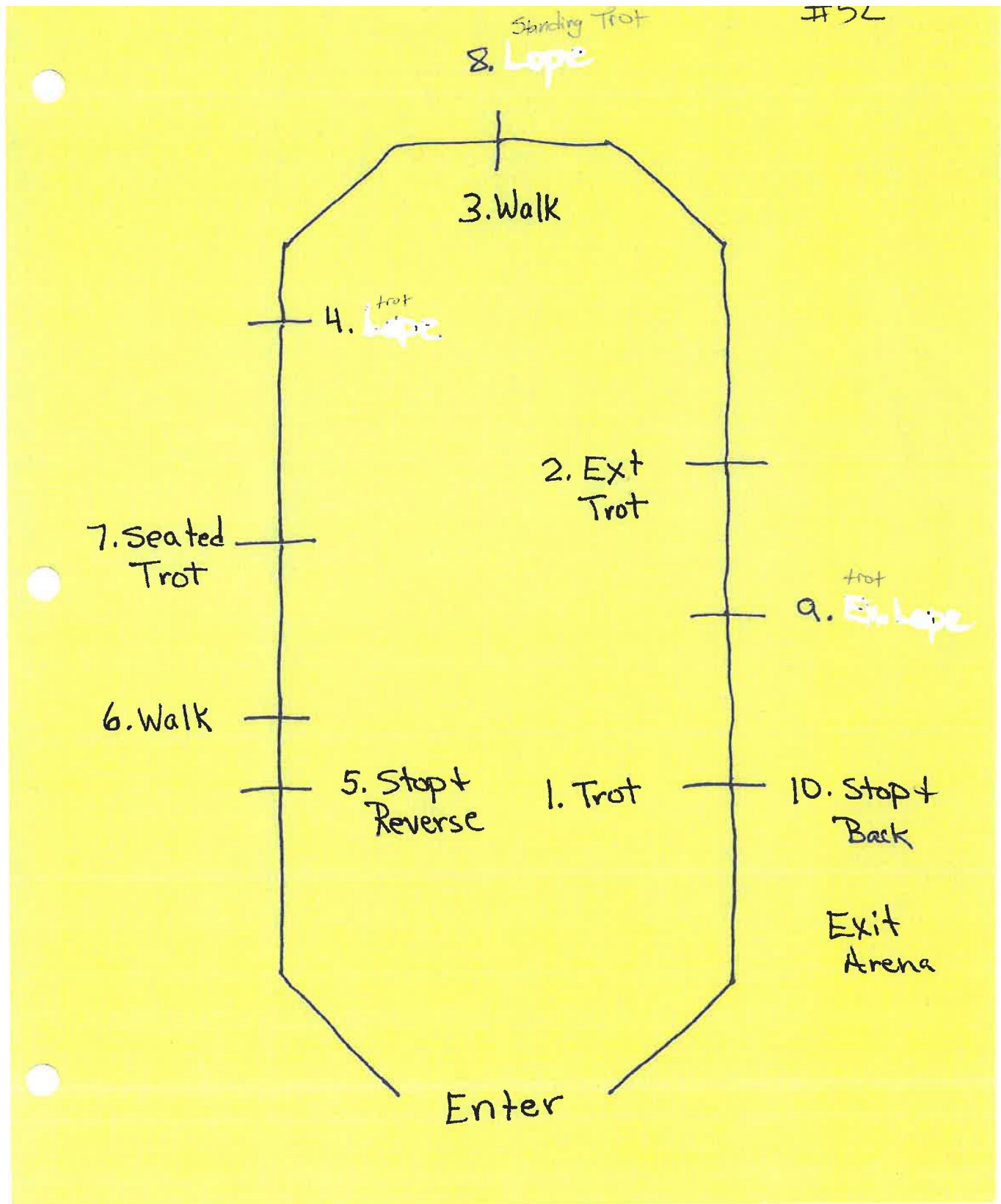
(Open, 4-H Sr, 4-H Jr/Int)

#47, #48, #49

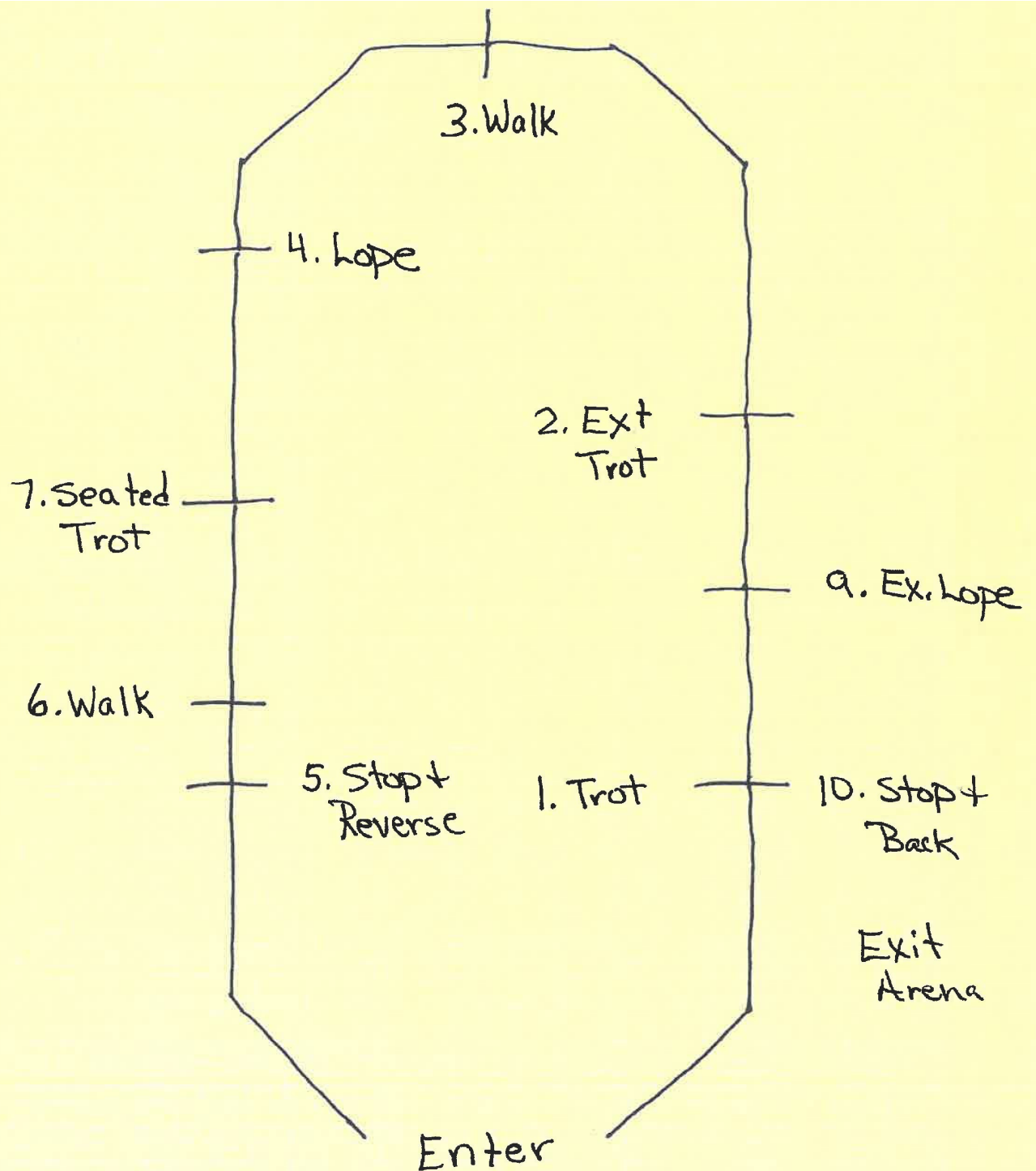


1. Perform right handed gate.
2. Jog thru serpentine, jog over pole
3. Trot over poles
4. Break to the walk, walk into box, 360 turn either direction, walk out of box
5. Jog into L, back around corner and jog out
6. Jog over poles
7. Break to a walk and walk over bridge.

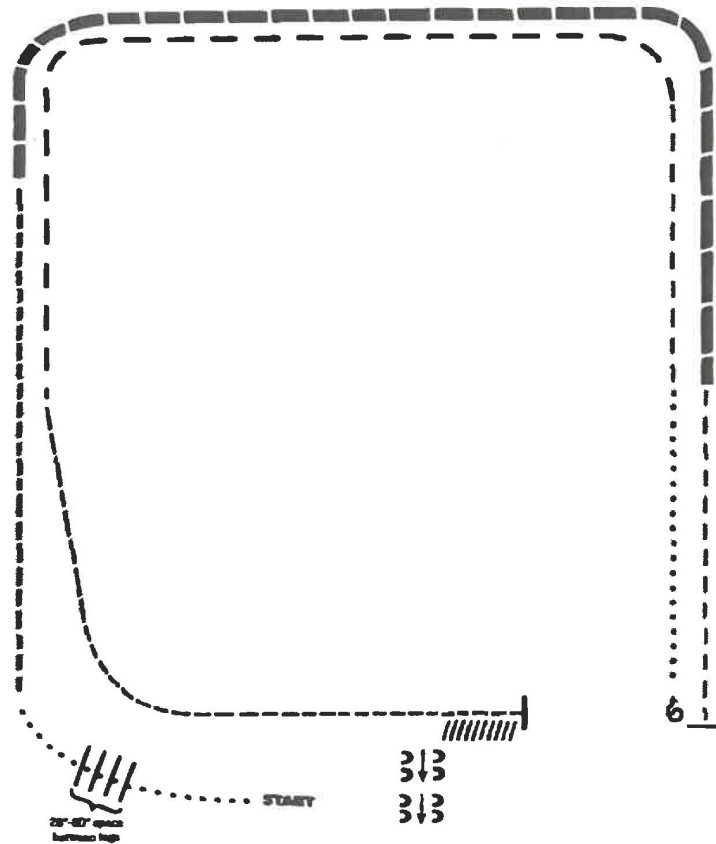
Jackpot Ranch Horse Pleasure Walk/Trot #52



Jackpot Ranch Horse Pleasure #53



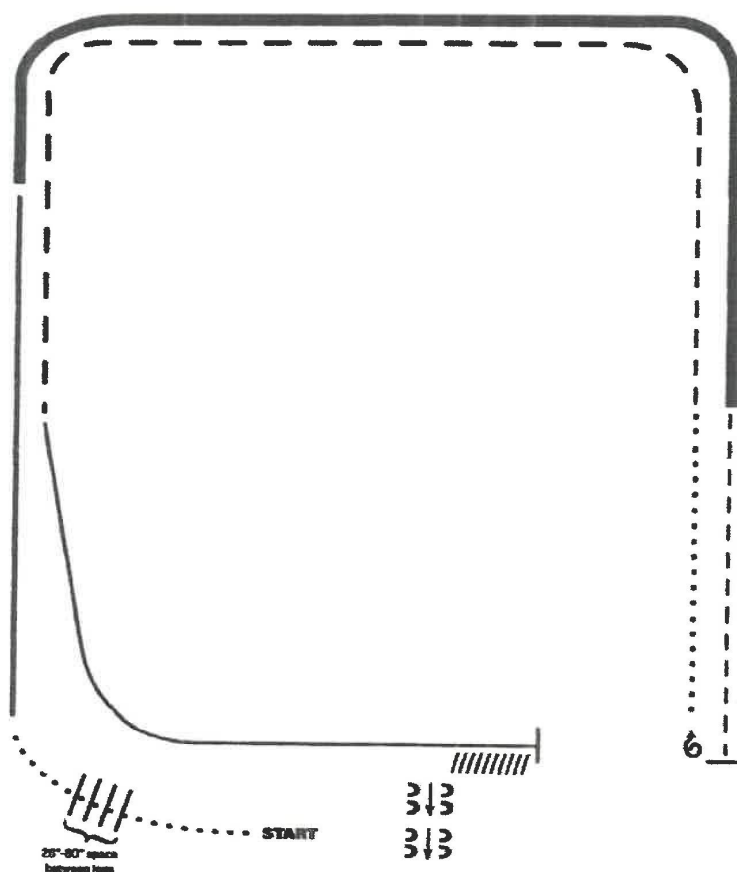
Jackpot Ranch Riding Walk/Trot #54



1. Walk
2. Walk over logs
3. Trot
4. Extended trot
5. Trot
6. Stop, turn 1 ½ right
7. Walk
8. Trot
9. Extended Trot
10. Trot
11. Stop and Back
12. Side Pass Right

Note: The drawn description of this pattern is only intended for the general depiction of the pattern. Exhibitors should utilize the arena space to best exhibit their horses.

Jackpot Ranch Riding #55



1. Walk
2. Walk over logs
3. Lope right lead
4. Extended lope (right lead)
5. Trot
6. Stop, 1 1/2 turns right
7. Walk
8. Trot
9. Extended trot
10. Lope left lead
11. Stop and Back
12. Side pass right

Note: The drawn description of this pattern is only intended for the general depiction of the pattern. Exhibitors should utilize the arena space to best exhibit their horses.